

**ANGLE THERMOSTATIC RADIATOR VALVES**  
**VALVOLA TERMOSTATIZZABILE AD ANGOLO PER RADIATORI**


Thermostatic valve for the regulation and interception of the fluid circulating in the radiators of the air conditioning systems.

Valvola termostattizzabile destinata alla regolazione ed intercettazione del fluido circolante nei radiatori degli impianti di climatizzazione.




**105R**

**WITH FLOW PRESETTING  
CON PREREGOLAZIONE  
DELLA PORTATA**




**CONNECTION COPPER PIPE  
MULTILAYER PIPE**  
ATTACCO TUBO RAME  
TUBO MULTISTRATO



Product with low thermal inertia in connection with the thermostatic head 101.

Prodotto a bassa inerzia termica in abbinamento alla testa TH 101.



MISURE SIZE	PN	Kvs
3/8"	10	1,48
1/2"	10	1,48

- Innovative system 6 positions for regulating the flow
- Angle thermostatic valve for radiator with shutter soft seal
- Testing at 100% (detailed inspection) of the seals inwards and outwards on the whole production batch
- Body in brass CW617N in conformity with EN 12165, hot-pressed sand blasted and nickel plated before machining
- Shutter in brass CW614N, in conformity with EN 12164
- Brass in conformity with: DIN 50930-6; D.M.174; Directive 2011/65/EC (ROHS II)
- O-Rings in EPDM
- Handwheel in white ABS


- Innovativo sistema a 6 posizioni per la regolazione del flusso
- Valvola termostattizzabile ad angolo per radiatore
- Collaudi al 100% delle tenute verso l'interno e verso l'esterno sull'intero lotto prodotto
- Corpo in ottone CW617N conforme a EN 12165, stampati a caldo sabbatiati e nichelati prima della lavorazione
- Otturatore in ottone CW614N conforme a EN 12164
- Ottone conforme a: DIN 50930-6; D.M.174; Direttiva 2011/65/EC (ROHS II)
- O-rings in EPDM
- Manopola in ABS bianco

**Maximum pressure / Pressione massima**  
10 Bar

**Operating temperature / Temperatura d'esercizio**  
0° C + 120°C

**Maximum Δp / Valore massimo Δp**  
1 Bar

**Fluid / Fluidi**  
Water and glycol solutions (maximum 30%)  
Acqua e soluzioni glicolate (max 30%)



**Threaded connection**

Valve in conformity with EN10226-1 (ISO7/1)  
Standard tail piece and PTFE in conformity with EN10226-1 (ISO7/1)  
Tail piece with O-Ring in conformity with EN ISO 228

Valve combined with lockshield  
Valvola abbinabile con detentore



**111R**

**Certifications /Certificazioni**



Comisa reserves the right to make any technical and aesthetical changes without prior warning, as part of a continual product and process improvement.  
Comisa si riserva il diritto di apportare eventuali modifiche di natura tecnica ed estetica senza alcun preavviso, nell'ambito di un costante miglioramento del prodotto e del processo produttivo.

**Filetto di connessione**

Valvola conforme EN10226-1 (ISO7/1)  
Bocchettone standard e PTFE conforme a EN10226-1 (ISO7/1)  
Bocchettone con O-Ring conforme a EN ISO 228

**ADAPTORS / ADATTATORI**



**875**  
PRESS FITTING  
FOR MULTILAYER PIPE  
/ A PRESSARE  
PER TUBO MULTISTRATO



**225C**  
SCREW FITTING  
FOR MULTILAYER PIPE  
/ A STRINGERE  
PER TUBO MULTISTRATO




**178**  
FOR COPPER PIPE  
/ PER TUBO RAME

Thermostatic valve for the regulation and interception of the fluid circulating in the radiators of the air conditioning systems.

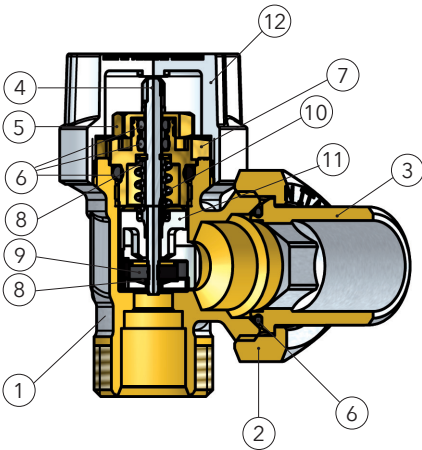
Valvola termostattizzabile destinata alla regolazione ed intercettazione del fluido circolante nei radiatori degli impianti di climatizzazione.

# 105R

**WITH FLOW PRESETTING  
 CON PREREGOLAZIONE  
 DELLA PORTATA**

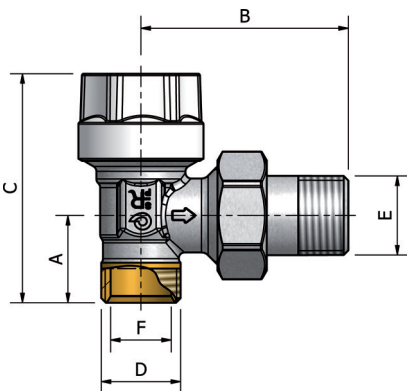


## Materials / Materiali

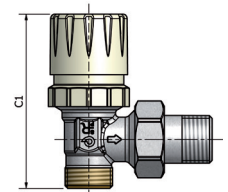


	DESCRIPTION	DESCRIZIONE	MATERIAL / MATERIALE
1	BODY	CORPO	BRASS / OTTONE CW617N UNI EN 12165
2	NUT	DADO	BRASS / OTTONE CW617N UNI EN 12165
3	TAIL PIECE	BOCCHETTONE	BRASS / OTTONE CW617N UNI EN 12165
4	SPINDLE	ASTA DI COMANDO	STEEL / ACCIAIO / AISI 316
5	HEAD SCREW	GHIERA VITONE	BRASS / OTTONE CW614N UNI EN 12164
6	O-RING	O-RING	EPDM
7	BODY SCREW	CORPO VITONE	BRASS / OTTONE CW614N UNI EN 12164
8	SEEGER	SEEGER	STEEL / ACCIAIO AISI 304
9	GASKET	GUARNIZIONE	EPDM
10	SPRING	MOLLA	STEEL / ACCIAIO PER MOLLE
11	DEVICE FOR PRESETTING	ANELLO DI REGOLAZIONE DELLA PORTATA	ACETAL RESIN / RESINA ACETALICA
12	HANDWELL	MANOPOLA	ABS WHITE / ABS BIANCO

## Dimensions / Dimensioni

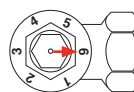
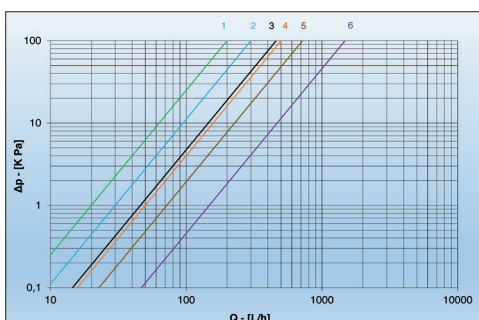


SIZE / MISURE	A	B	C	C1	D	E	F
3/8"	21,5	52	58	74,5	G 1/2"	R 3/8"	16
1/2"	21,5	54	58	74,5	G 1/2"	R 1/2"	16



## Pressure drop chartes / Diagramma perdite di carico

3/8" - 1/2"



Referred to the position 6 of the body combined with the thermostatic head 101

Riferita alla posizione 6 del corpo in abbinamento alla testa termostatica 101

