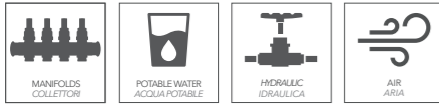
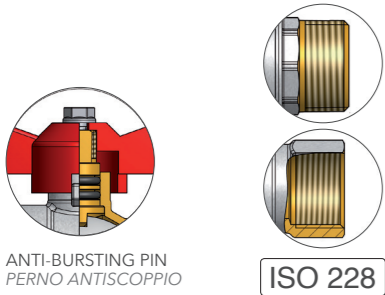


Ball valve for hydraulic and sanitary installations suited to the distribution of water intended for human consumption, hot and cold water and non-corrosive fluids.

Valvola a sfera per installazioni idrauliche e idrotermosanitarie adatta alla distribuzione di acqua destinata al consumo umano, acqua calda e fredda e fluidi non corrosivi.




140 B M/F WITH TAIL CON BOCCHETTONE



ANTI-BURSTING PIN
PERNO ANTISCOPPIO

ISO 228



90% ÷ 94%

STANDARD BORE / PASSAGGIO STANDARD




SIZE MISURE	PN	Kv
1/2"	40	14,6
3/4"	30	23,5
1"	25	35
1 1/4"	20	56

Operating temperature
Temperatura d'esercizio
- 20°C + 150°C

- Bidirectional ball valve with tail
- 100% Testing of the seals inwards and outwards on the entire batch produced
- Body and coupling made of brass CW617N in accordance with EN 12165, hot moulded, sandblasted and nickelplated prior to processing to eliminate the nickel from the surfaces that could come into contact with the fluid, while maintaining an appreciable aesthetic and optimum protection against the elements
- Control rod inserted from the inside (anti-bursting pin and tamperproof) made of CW614N brass in accordance with EN 12164 with double O-ring for maximum security
- Brass conforms to DIN 50930-6; D.M. 174; Directive 2011/65 / EC (ROHS II)
- O-ring EPDM approved EN 681
- Diamond and chrome plated ball
- PTFE pure ball seats, FDA approved
- Accommodations PTFE designed for easy maneuvering
- Valvola a sfera bidirezionale con bocchettone
- Collaudi al 100% delle tenute verso l'interno e verso l'esterno sull'intero lotto prodotto
- Corpo e manicotto in ottone CW617N conforme EN 12165, stampati a caldo, sabbiati e nichelati prima della lavorazione per eliminare il nichel sulle pareti potenzialmente a contatto con il fluido, pur mantenendo un'apprezzabile estetica e un'ottimale protezione contro gli agenti atmosferici
- Asta di manovra inserita dall'interno (antiscoppio e antimanomissione) in ottone CW614N conforme a EN 12164 con doppio O-ring per la massima sicurezza
- Ottone conforme a: DIN 50930-6; D.M. 174; Direttiva 2011/65/EC (ROHS II)
- O-ring in EPDM omologati EN 681
- Sfera diamantata e cromata a spessore
- Guarnizioni sfera in PTFE puro, approvato FDA
- Alloggi PTFE progettati per facilitare la manovra

Certifications / Certificazioni



Comisa reserves the right to make any technical and aesthetical changes without prior warning, as part of a continual product and process improvement.
Comisa si riserva il diritto di apportare eventuali modifiche di natura tecnica ed estetica senza alcun preavviso, nell'ambito di un costante miglioramento del prodotto e del processo produttivo.

Threaded connection / Filetto di connessione

Conform to / Conforme a EN ISO 228 (Cylindrical / Cilindrico)

Handle / Leve

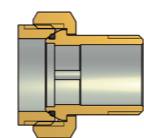
• Cast aluminum, painted lever and butterfly
In alluminio pressofuso, a farfalla verniciata



• Sliding spindle extension
Prolungatore d'asta mobile

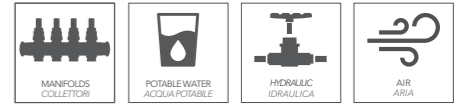


140 B



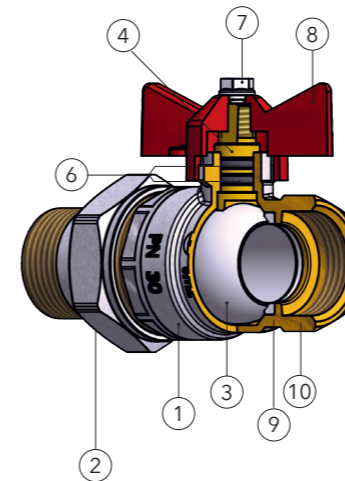
Conical tail seal with O-ring EPDM
Tenuta sfero-conica con O-ring in EPDM

• Fixed spindle extension
Prolungatore d'asta fisso



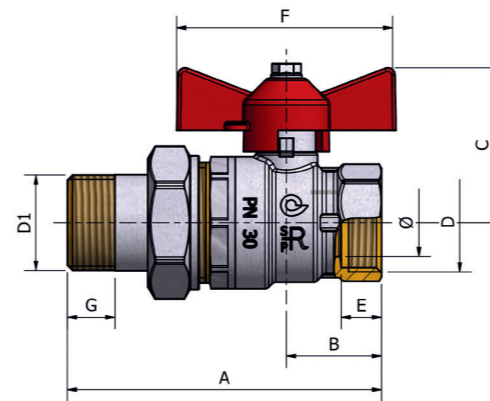
140 B M/F WITH TAIL CON BOCCHETTONE

Materials / Materiali



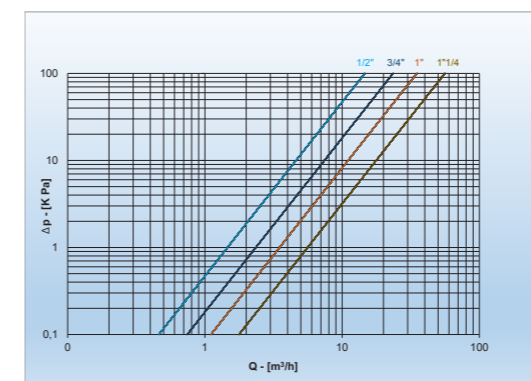
	DESCRIPTION	DESCRIZIONE	MATERIAL/ MATERIALE
1	BODY	CORPO	BRASS / OTTONE CW617N UNI EN 12165
2	COUPLING	MANICOTTO	BRASS / OTTONE CW617N UNI EN 12165
3	BALL	SFERA	BRASS / OTTONE CW617N UNI EN 12165
4	SPINDLE	ASTA	BRASS / OTTONE CW614N UNI EN 12164
5	SEATS	GUARNIZIONI	PTFE
6	O-RING	O-RING	EPDM
7	SCREW	VITE	STEEL / BRASS CB4 FF UNI EN 10263-2
8	HANDLE	LEVA	ALLUMINIUM / ALLUMINIO EN AB-46100 UNI EN 1676
9	NUT	DADO	BRASS / OTTONE CW617N UNI EN 12165
10	TAIL	BOCCHETTONE	BRASS / OTTONE CW617N UNI EN 12165

Dimensions / Dimensioni



SIZE MISURE	A	B	C	D	D1	E	Ø	F	G
1/2"	76	26	33	G 1/2	G 1/2	10,5	13,5	48	12
3/4"	86	30,5	41	G 3/4	G 3/4	11	18,5	60	13
1"	90,5	37	45	G 1"	G 1"	13	23,5	60	14
1 1/4"	107	37	50	G 1 1/4"	G 1 1/4"	15	30	72	16

Pressure drop chart / Diagramma perdite di carico



Pressure-temperature chart / Diagramma pressione-temperatura

